

Crestron CLW-DIM1RF

infiNET

infiNET™ Wall Box Dimmer

The CLW-DIM1RF is a 1000 Watt wall mount dimmer designed to operate as part of a complete Crestron automation system communicating via the infiNET wireless control network. Without the need for additional control wiring, the CLW-DIM1RF easily replaces any standard in-wall dimmer or light switch*. Although functional as a standalone dimmer, the CLW-DIM1RF delivers greatly enhanced automation and control capability when connected to Crestron's PAC2 or PAC2M automation control system (or other 2-Series control system) via the infiNET network.

infiNET™—Crestron's groundbreaking infiNET wireless technology affords reliable 2-way communications throughout a home or office structure without the need for physical control wiring. Numerous infiNET dimmers, switches, and other devices can be linked to the control system via a single RF gateway. Employing a 2.4 GHz mesh network topology, every infiNET device functions as an RF repeater, increasing effective range and reinforcing the complete network by providing multiple redundant signal paths within the mesh network.

Intuitive Lighting Control—The single large rocker button provides intuitive operation with easy access to 3 user presets. Simply tapping the button once selects user-preset 1 while tapping down once fades the lights to full off. Presets 2 and 3 are selected by double-tapping up or down respectively. With each selection, the lighting levels fade naturally between each preset level. Pressing and holding the rocker button up or down allows manual adjustment of the lighting level.

A slide switch is also provided to select between RUN, SET, and OFF modes. RUN is the normal operating mode as described above. SET mode is used for storing presets, while switching to the OFF mode completely disables the dimmer and disconnects all power to the load to facilitate changing bulbs.

The status LED serves a dual purpose, providing helpful status confirmation during operation and setup, and glowing dimly when idle to make the dimmer easy to locate in the dark.

Multipoint Dimming—The CLW-DIM1RF is also available in a version designed to support multipoint dimming control. Multipoint dimming is enabled using one CLW-DIMS1RF master dimmer along with one or more CLW-SLVD1RF slave dimmers. Multipoint dimming is similar to conventional 3-way or 4-way switching, allowing dimming control of a single load from multiple locations in the room.

Automation System Integration—Its connection to a control system allows the functions of the CLW-DIM1RF to be controlled from touchpanels, keypads, wireless remotes, and computers to support unlimited flexibility for remote control and integration with other devices and systems. However, in the event that communication with the control system is disrupted for any reason, the CLW-DIM1RF will remain operable to control the lighting circuit.

Easy Installation—System design, installation, and upgrade using infiNET dimmers could not be easier. Since there's no control wire required, the CLW-DIM1RF can be installed just like any conventional dimmer*. Multiple units may be ganged side-by-side along with other dimmers, switches and non-Crestron devices. (Note: Ganging the CLW-DIM1RF typically requires the removal of the side heat sink fin on one or both sides of the unit resulting in a derating of its load capacity; see specifications below.)

Setting up a complete network of infiNET devices is simple, utilizing dynamic discovery (self-install) to locate and acquire each RF device automatically. Setting the RF ID of each device employs the same convention as Crestron's familiar TSID method, and each device is programmable using Crestron SIMPL™Windows®,



SystemBuilder™ or D3Pro™ software just like any wired Cresnet device. Even firmware updates are performed over the wireless network.

No further action is required to configure the infiNET network. Each device assigned to a common gateway automatically behaves as a repeater for any other devices within range (approximately 150 feet indoors), and additional repeaters may be added if necessary. At all times, the infiNET gateway monitors each device on the network, ignoring any other 2.4 GHz signals, and reconfiguring the entire network automatically in response to new sources of interference and other changes in RF conditions.

Color Options—infiNET Dimmers and Switches are available in white, black, or almond, with or without custom button engraving†. Complete installation requires a Decora® style faceplate (not included).

> [Decorative wall mount dimmer](#)

> [Crestron system integration via infiNET wireless network](#)

> [1000W incandescent or 1000VA/750W magnetic low-voltage](#)

> [Intuitive rocker switch operation | Single or multipoint options](#)

> [3 user-presets and manual dimming control](#)

> [4-button and switch versions also available](#)

AVAILABLE MODELS

CLW-DIM1RF[A,B,W]-S infiNET™ Wall Box Dimmer, Single-Button†

CLW-DIMS1RF[A,B,W]-S infiNET™ Wall Box Master Dimmer, Single-Button†

CLW-SLVD1RF[A,B,W]-S infiNET™ Wall Box Slave Dimmer, Single-Button†

SPECIFICATIONS

Load Ratings

Incandescent / Tungsten Halogen:

1000 Watts
700 Watts, one side fin removed
550 Watts, both side fins removed

Magnetic Low Voltage:

1000VA / 750 Watts
700VA / 500 Watts, one side fin removed
550VA / 400 Watts, both side fins removed

Crestron CLW-DIM1RF infiNET™ Wall Box Dimmer

Power Requirements

120 Volts AC, 60Hz, Line power

Connections

Hot: (1) 14 AWG Class 1 flying lead, black, line power input

Slave: (1) 18 AWG Class 1 flying lead, blue (CLW-DIMS1RF and -SLVD1RF Only)
Connects between Master and Slave(s)

Load: (1) 14 AWG Class 1 flying lead, red (CLW-DIM1RF and -DIMS1RF Only)

Neutral: (1) 18 AWG Class 1 flying lead, white*

Ground: (1) 16 AWG Class 1 flying lead, green

Controls

Button: 2-position rocker pushbutton† for dimming control and preset store/recall

Mode Switch: (CLW-DIM1RF and -DIMS1RF Only) 3-position slide switch; selects RUN, SET, or OFF mode

Dimming Ramp Rate: 5 seconds (default), software adjustable 0.01 to 10 seconds

Preset Fade Time: 2 seconds (default), software adjustable 0.01 to 120 seconds

LED Indicator

(1) Amber LED, flashes in various patterns to warn when in SET mode, to indicate that a given preset has been stored, and to indicate setup and communication status; normally glows dim in RUN mode to provide a locating beacon in the dark

Wireless

RF Transceiver: 2-way RF, 2.4 GHz ISM Channels 11-26 (2400 to 2483.6 MHz), IEEE 802.15.4 compliant

RF Output Power: 10 mW

Range: 150 feet indoor, 250 feet outdoor, subject to site-specific conditions
Range is increased by adding additional devices or C2N-MNETRPT repeater
C2N-MNETGW gateway/transceiver required

Environmental

Temperature: 32° to 104°F (0° to 40°C)

Humidity: 10% to 90% RH (non-condensing)

Enclosure

1-gang mountable in a 3-1/2 inch deep electrical box

Requires Decora® faceplate (not included)

Dimensions

CLW-DIM1RF and -DIMS1RF: Height: 4.13 in (10.48 cm)

Width: 2.38 in (6.03 cm)

Depth: 1.88 in (4.77 cm)

CLW-SLVD1RF:

Height: 4.13 in (10.48 cm)

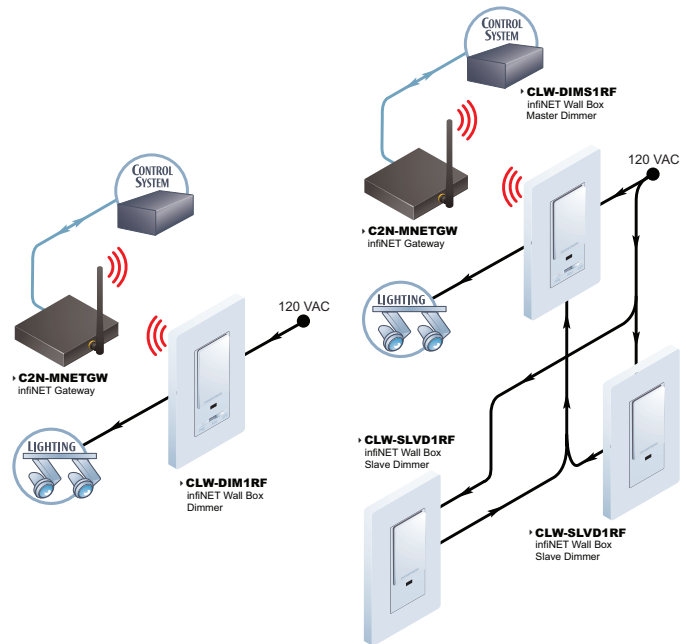
Width: 1.75 in (4.45 cm)

Depth: 1.88 in (4.77 cm)

Weight

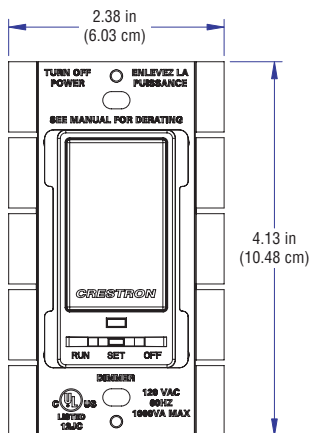
CLW-DIM1RF and -DIMS1RF: 4.9 oz (0.67 kg)

CLW-SLVD1RF: 3.6 oz (0.50 kg)

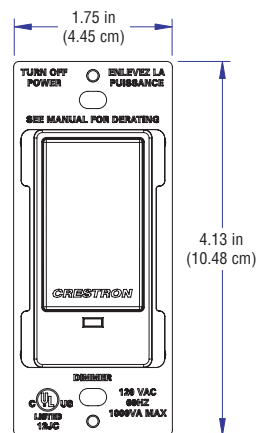


Typical Connections – Single Point

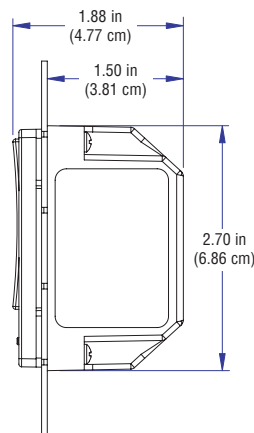
Typical Connections – Multipoint



CLW-DIM1RF and CLW-DIMS1RF
Front View



CLW-SLVD1RF – Front View



All Models – Side View

*A neutral wire is required for normal operation. Refer to the manual for alternate wiring configurations.

† Custom engraving **MUST** be specified at time of order. Buttons are not field-replaceable, thus engraving is **NOT** available for previously-shipped product.

AVAILABLE ACCESSORIES

C2N-MNETGW
infiNET Gateway

C2N-MNETRPT
infiNET Repeater

CLS-EXP Series
Lighting Expansion Modules