

IDOC-PAD-DSW_CONVERSION_KIT

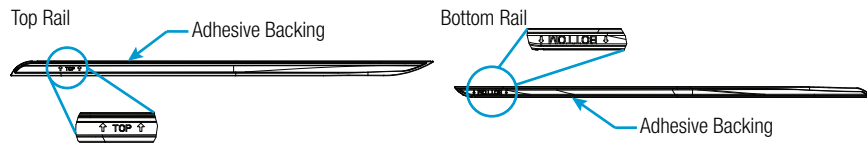
Conversion Kit for IDOC-PAD-DSW

DO Install the Device

The IDOC-PAD-DSW_CONVERSION_KIT is used to make the Crestron® IDOC-PAD-DSWC (referred to hereafter as “iPanel®”) compatible with the iPad® 2 and the third generation iPad. The kit consists of two rails that mount inside an iPanel. The kit can be installed before or after the iPanel is installed in a wall.

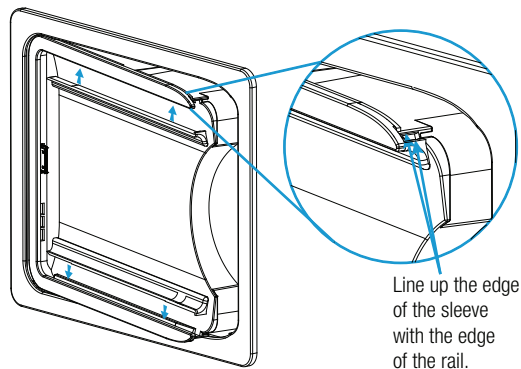
NOTE: Once installed, first generation iPad models cannot be used in the iPanel.

1. Locate the TOP or BOTTOM label on the underside of each rail as shown below.



2. Press the docking station to open the sleeve.
3. Clean the surfaces of the docking station with an alcohol pad.
4. Remove the adhesive backing from the top rail, and then install the rail with the adhesive facing the top edge of the sleeve.

CAUTION: Instructions are written for docking stations that are installed for right-handed operation. If the docking station is installed for left-handed operation, use the rails in the opposite manner (put the top rail on the bottom of the sleeve and the bottom rail on the top of the sleeve). Failure to do so may prevent proper use of the product.



5. Remove the adhesive backing from the bottom rail, and then install the rail with the adhesive facing the bottom edge of the sleeve.
6. Insert the iPad 2 or the third generation iPad into the sleeve and let it set for 12 to 24 hours.

DO Check the Box


QTY	PRODUCT	COLOR	PART NUM.
1	Wipe, Alcohol, 1.125" x 2.5"		2030047
Items for IDOC-PAD-DSW-B-S_CONVERSION_KIT Only			
1	Rail, Bottom	Black	4514643
1	Rail, Top	Black	4514644
Items for IDOC-PAD-DSW-W-S_CONVERSION_KIT Only			
1	Rail, Bottom	White	4514589
1	Rail, Top	White	4514620

DO Learn More

Visit the website for additional information and the latest firmware updates.

Crestron Electronics
 15 Volvo Drive, Rockleigh, NJ 07647
 888.CRESTRON | www.crestron.com



 As of the date of manufacture, the product has been tested and found to comply with specifications for CE marking.

The specific patents that cover Crestron products are listed at patents.crestron.com.

The product warranty can be found at www.crestron.com/warranty.

Crestron, the Crestron logo, and iPanel are either trademarks or registered trademarks of Crestron Electronics, Inc. in the United States and/or other countries. iPad is either a trademark or registered trademark of Apple, Inc. in the United States and/or other countries. Other trademarks, registered trademarks, and trade names may be used in this document to refer to either the entities claiming the marks and names or their products. Crestron disclaims any proprietary interest in the marks and names of others. Crestron is not responsible for errors in typography or photography.

This document was written by the Technical Publications department at Crestron.

©2015 Crestron Electronics, Inc.