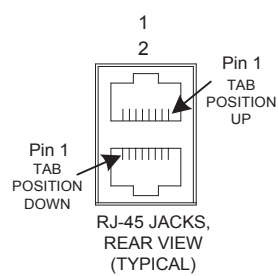


# C2N-IVDS24x24

## Intercom Video Distribution System

### quickstart guide

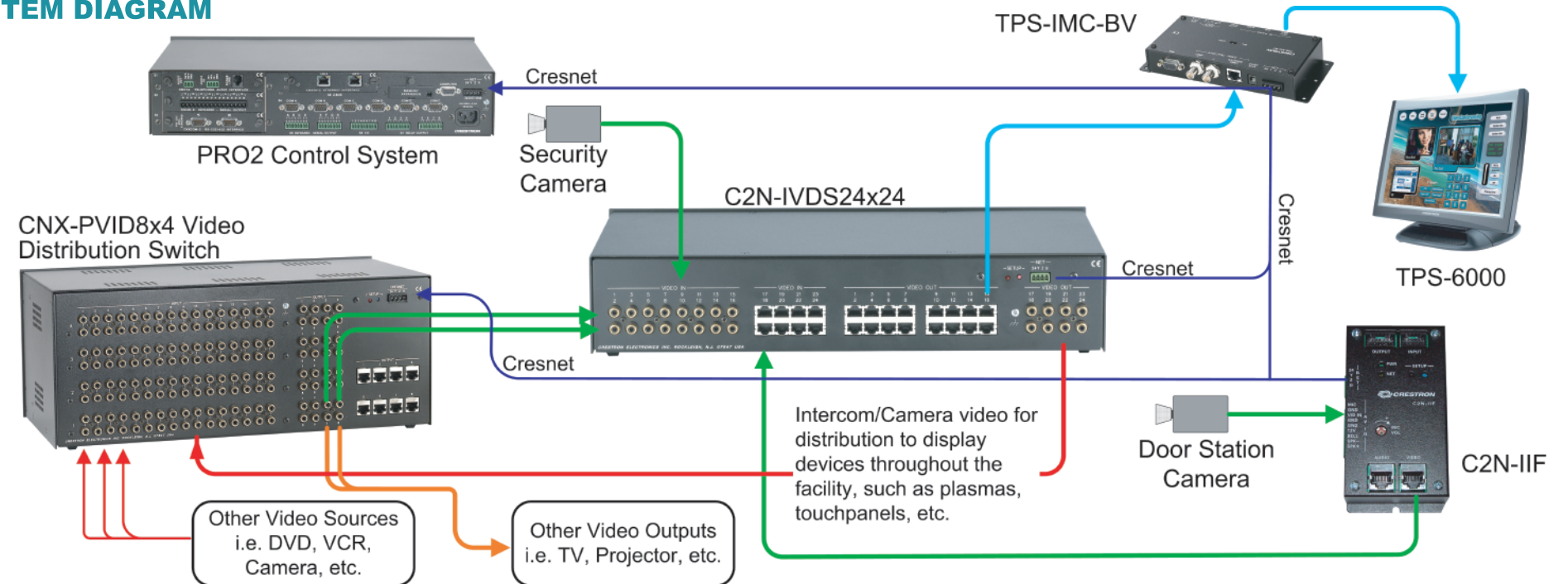
#### CAT5 VIDEO IN AND VIDEO OUT



Pin #	Signal
1	Video +
2	Video -
3	N/A
4	N/A
5	N/A
6	N/A
7	N/A
8	N/A

8 CAT5 over RJ-45 video inputs (17-24)  
16 CAT5 over RJ-45 video outputs (1-16)

#### SYSTEM DIAGRAM



#### SUMMARY SPECS

##### Power Requirements:

12.0 Watts (.5 Amp @ 24 VDC)

##### Cresnet Wiring:

- GND – Black\*
  - Z – Blue\*\*
  - Y – White\*\*
  - 24 – Red\*
- \* 18 AWG Twisted Pair  
\*\* 22 AWG Twisted Shielded Pair



##### Network Wiring:

Maximum wire distance is 800 feet for a home run providing 24 VDC power over Certified Cresnet wire

##### Configuration Tool:

Crestron SystemBuilder software, version 2.0 or later


##### Dimensions:

H = 3.47 in (8.81 cm) 2 Rack Units (RU)  
W = 17.10 in (43.43 cm)  
D = 8.68 in (22.05 cm)

##### Weight:

3.4 lbs (1.5 kg)

#### REAR VIEW



1

For details, check the latest revision of the C2N-IVDS24x24 Operations Guide, Doc. 6171.

QUICKSTART DOC. 6339 03.05

www.crestron.com | 800.237.2041 | 201.767.3400  
©2005 Specifications subject to change without notice

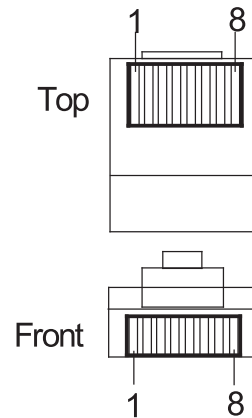


C2N-IVDS24x24

# C2N-IVDS24x24

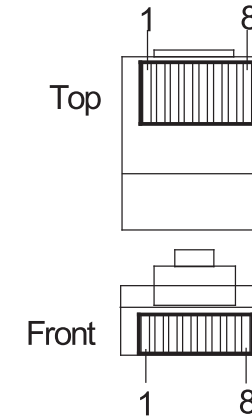
## Intercom Video Distribution System

### HARDWARE HOOKUP – C2N-IVDS24X24 to TPS-IMC-BV

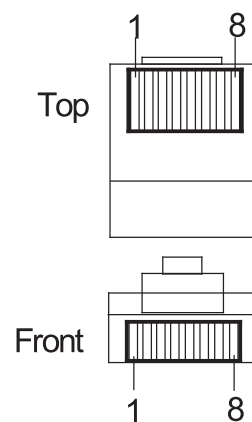


C2N-IVDS24x24	Pin #	TPS-IMC-BV
Video +	1	N/A
Video -	2	N/A
N/A	3	Video +
N/A	4	N/A
N/A	5	N/A
N/A	6	Video -
N/A	7	N/A
N/A	8	N/A

CAT5/CAT6 over RJ-45, up to 1000 feet



### HARDWARE HOOKUP – C2N-IVDS24X24 to C2N-IIF



C2N-IVDS24x24	Pin #	C2N-IIF
Video +	1	Video +
Video -	2	Video -
N/A	3	N/A
N/A	4	N/A
N/A	5	N/A
N/A	6	N/A
N/A	7	N/A
N/A	8	N/A

CAT5/CAT6 over RJ-45, up to 1000 feet

