

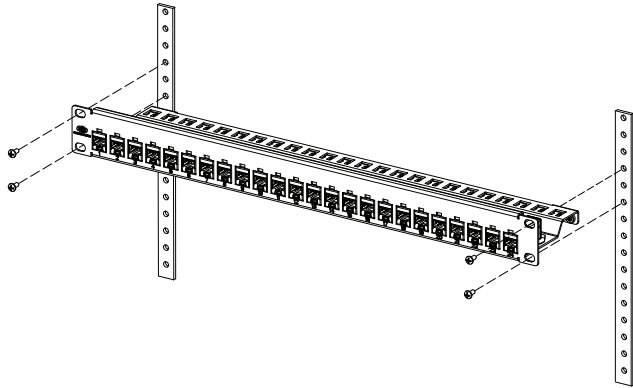
## DM-RPP-K24

### DigitalMedia™ 24-Port Keystone Patch Panel

#### DO Install the Patch Panel

The Crestron® DM-RPP-K24 occupies 1 RU of rack space. Mount the patch panel into the rack, and then attach the patch panel to the rack rails using the included mounting hardware.

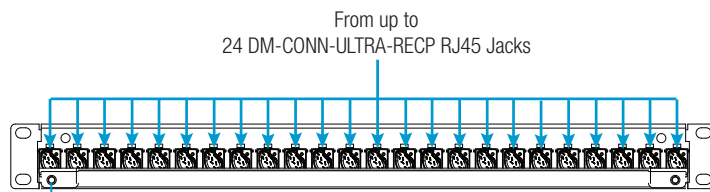
Rack Mounting



#### DO Connect the Patch Panel

Connect the patch panel as shown in the following illustrations.

Rear View



(2) Threaded Insert for Included Ground Lug  
(Use Left or Right Insert)

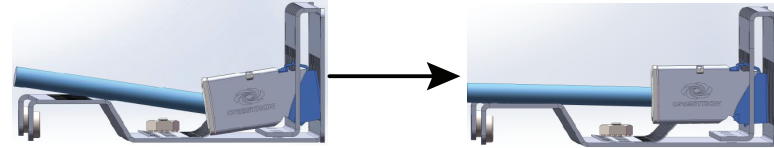
#### DO Check the Box

| QTY | PRODUCT  | PART NUM. |
|-----|--|-----------|
| 1   | Accessory Kit Containing (1) Front Panel Label Strip and Holder, (25) 4" Cable Ties, (1) Mounting Hardware Kit, and (1) Grounding Hardware Kit | 2046518   |

Not Included: Phillips Screwdriver, Small Flat-head Screwdriver

Side View

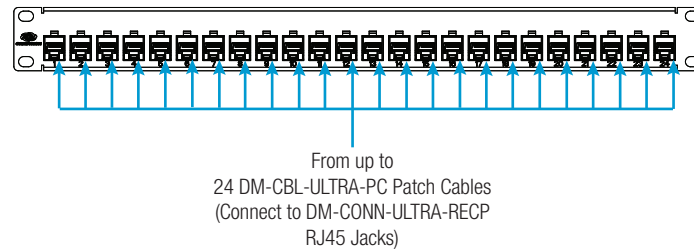
Installation of DM-CONN-ULTRA-RECP into Patch Panel



Removal of DM-CONN-ULTRA-RECP from Patch Panel



Front View



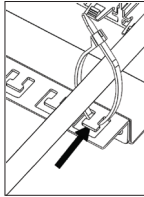

**NOTE:** Use the included front panel label strip to label each port.



## DO Manage the Cables

Manage the cables as shown in the following illustration.

Cable Management



(24) T-Slot for  
Cable Management  
(Use Included Cable Ties)

## DO Learn More

Visit the website for additional information. To learn more about this product, use a QR reader application on your mobile device to scan the QR image.

**Crestron Electronics**  
15 Volvo Drive, Rockleigh, NJ 07647  
888.CRESTRON | [www.crestron.com](http://www.crestron.com)



As of the date of manufacture, the product has been tested and found to comply with specifications for CE marking.

This product is Listed to applicable UL Standards and requirements by Underwriters Laboratories Inc.

The specific patents that cover Crestron products are listed at <http://www.crestron.com/legal/patents>.

The product warranty can be found at [www.crestron.com/warranty](http://www.crestron.com/warranty).

Certain Crestron products contain open source software. For specific information, please visit [www.crestron.com/opensource](http://www.crestron.com/opensource).

Crestron, the Crestron logo, and DigitalMedia are either trademarks or registered trademarks of Crestron Electronics, Inc. in the United States and/or other countries. UL and the UL logo are either trademarks or registered trademarks of Underwriters Laboratories, Inc. in the United States and/or other countries. Other trademarks, registered trademarks, and trade names may be used in this document to refer to either the entities claiming the marks and names or their products. Crestron disclaims any proprietary interest in the marks and names of others. Crestron is not responsible for errors in typography or photography.

This document was written by the Technical Publications department at Crestron.

©2016 Crestron Electronics, Inc.