

DigitalMedia™ Ultra Midspan PoDM++ Injector

- > Powers one or two PoDM-powered DM 8G+® devices^[2]
- > Supports PoDM+ and PoDM++ powered devices
- > Simultaneously supplies up to 45 Watts from each port^[1]
- > Inserts midspan and supplies power to both endpoints
- > Preserves the integrity of 4K video and 10 GB data signals
- > Maintains full 300 ft (100 m) cable length end-to-end
- > Also functions as a 2-port PoDM++ power supply for DMC I/O cards
- > Compatible with HDBaseT® PoE+ powered devices
- > Includes status indicators for basic troubleshooting
- > No configuration or programming required
- > Surface or under-table mountable
- > Attachable to a single rack rail
- > 1 RU rack mount kit option sold separately



The Crestron® DM-PSU-ULTRA-MIDSPAN provides a single-point, midspan power injector for one or two PoDM-powered DM 8G+® devices. Its ability to deliver power in two directions without impacting the video or data signals passing through is unique in the industry. Its high-output power capacity of 45 Watts per port enables support for PoDM+ and PoDM++ powered devices including the Crestron [TS-1542-C](#) touch screen.^[1]

Bidirectional Power

The DM-PSU-ULTRA-MIDSPAN installs in line between two DM 8G+ devices and provides power to either or both of those devices. This allows a DM 8G+ [transmitter](#) and [receiver](#), such as the [DM-TX-4K-302-C](#) and [DM-RMC-4K-SCALER-C-DSP](#), to be paired together to form a custom point-to-point 4K signal extender, all powered from a single midspan power source. The use of a midspan power source with bidirectional powering capability eliminates the need for separate power supplies or electrical outlets at either endpoint.^[2]

2-Port PoDM++ Power Supply

For larger systems utilizing a [DM-MD8X8](#), [DM-MD16X16](#), or [DM-MD32X32](#) switcher, the DM-PSU-ULTRA-MIDSPAN can be used to supply PoDM++ power to two DM 8G+ devices via their connections to the switcher. Instead of installing in line, each port on the DM-PSU-ULTRA-MIDSPAN can be connected to the POE IN port of a [DMC-4K-C](#) input card, [DMC-4K-C-DSP](#) input card, or [DMC-4K-CO-HD](#) output card. Doing so enables the powering of two separate devices, whether transmitters, receivers, or touch screens, through the DM port on each card. A maximum of 45 Watts is available at each port.^[1,2]

HDBaseT® Compatible

The DM-PSU-ULTRA-MIDSPAN is compatible with [HDBaseT® Alliance](#) specifications and may be used to supply power to IEEE 802.3at compliant HDBaseT PoE+ powered devices.

Mounting Options

The DM-PSU-ULTRA-MIDSPAN features integral mounting flanges to allow for surface mounting under a table, or attachment to a single rack rail. One or two units may also be installed in a single rack space using the optional rack mount kit (model [ST-RMK](#), sold separately).

SPECIFICATIONS

Connectors

G: (1) 6-32 screw;
Chassis ground lug

100-240V~ 50/60Hz 1.2-0.6A: (1) IEC 60320 C14 main power inlet;
Mates with removable power cord, included

PoDM++ 1 – 2: (2) 8-pin RJ45 female, shielded;
DM 8G+ pass-through ports (HDBaseT compatible);
PoDM++ PSE ports (HDBaseT PoE+ compatible)^[2]

Indicators

PWR: (1 bottom/front, 1 top/rear) Green LEDs, each indicates main AC line power is connected and the unit is operating

PoDM++ 1 – 2 (bottom/front): (2) Green LEDs, each indicates the corresponding port is delivering power to the connected device

PORT PWR 1 – 2 (top/rear): (2) Green LEDs, each indicates the corresponding port is delivering power to the connected device

Power

Main Power: 1.2 Amp @ 100-125 Volts AC or 0.6 Amp @ 220-240 Volts AC, 50/60 Hz

Power Consumption: 0.7 Watts at idle

DM-PSU-ULTRA-MIDSPAN DigitalMedia™ Ultra Midspan PoDM++ Injector

Power over DM (PoDM): IEEE 802.3at compliant PoDM++ PSE (Power Sourcing Equipment); each port supplies up to 45 Watts to power one PoDM (Class 0-3), PoDM+ (Class 4), or PoDM++ PD (Powered Device)^[1]

Power over HDBaseT: IEEE 802.3at PoE+ compliant PSE (Power Sourcing Equipment); each port supplies up to 30 Watts to power one HDBaseT PoE or PoE+ PD (Powered Device)^[3]

Environmental

Temperature: 32° to 104° F (0° to 40° C)

Humidity: 10% to 90% RH (non-condensing)

Heat Dissipation: 41 BTU/hr maximum;
8.2 BTU/hr typical;
2.4 BTU/hr idle

Enclosure

Chassis: Metal, black finish, with (2) integral mounting flanges; vented sides

Mounting: Freestanding, surface mount, attach to a single rack rail, or 1 RU rack mount (ST-RMK rack mount kit sold separately)

Dimensions

Height: 6.06 in (154 mm)

Width: 6.95 in (177 mm)

Depth: 1.64 in (42 mm)

Weight

2.6 lb (1.2 kg)

MODELS & ACCESSORIES

Available Models

DM-PSU-ULTRA-MIDSPAN: DigitalMedia™ Ultra Midspan PoDM++ Injector

Available Accessories

ST-RMK: Rack Mount Kit

DM-CBL-ULTRA-PC: DigitalMedia™ Ultra Patch Cables

DM-CONN-ULTRA-RECP: DigitalMedia™ Ultra Keystone RJ45 Jack

DM-CBL-ULTRA: DigitalMedia™ Ultra Cable

DM-CONN: Connector for DM-CBL-ULTRA

DM-CBL-8G: DigitalMedia 8G™ Cable

DM-8G-CONN: Connector for DM-CBL-8G

DM-8G-CRIMP: Crimping Tool for DM-8G-CONN

DM-8G-CONN-WG: DigitalMedia Connector with Wire Guide for DM-CBL-8G

DM-8G-CRIMP-WG: Crimping Tool for DM-8G-CONN-WG

Notes:

1. Due to the inherent power loss that occurs over CATx cable, a maximum of 40 Watts is delivered at the PoDM++ PD (powered device).
2. Any wiring that is connected to a PoDM++ PSE port is for intra-building use only and should not be connected to a line that runs outside of the building in which the PSE is located.
3. Due to the inherent power loss that occurs over CATx cable, a maximum of 25.5 Watts is delivered at the HDBaseT PoE+ PD (powered device).

This product may be purchased from an authorized Crestron dealer. To find a dealer, please contact the Crestron sales representative for your area. A list of sales representatives is available online at www.crestron.com/salesreps or by calling 800-237-2041.

The specific patents that cover Crestron products are listed online at: patents.crestron.com.

Certain Crestron products contain open source software. For specific information, please visit www.crestron.com/opensource.


Crestron, the Crestron logo, DigitalMedia, and DM 8G+ are either trademarks or registered trademarks of Crestron Electronics, Inc. in the United States and/or other countries. HDBaseT and the HDBaseT Alliance logo are either trademarks or registered trademarks of the HDBaseT Alliance in the United States and/or other countries. Other trademarks, registered trademarks, and trade names may be used in this document to refer to either the entities claiming the marks and names or their products. Crestron disclaims any proprietary interest in the marks and names of others. Crestron is not responsible for errors in typography or photography. Specifications are subject to change without notice. ©2016 Crestron Electronics, Inc.



Front/Top View

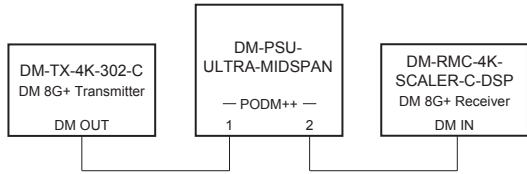


Bottom/Front View

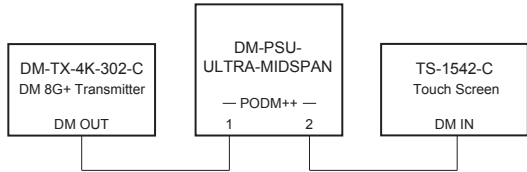


Top/Rear View

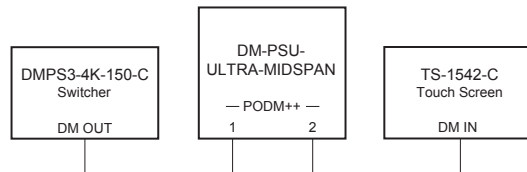
APPLICATION DIAGRAMS



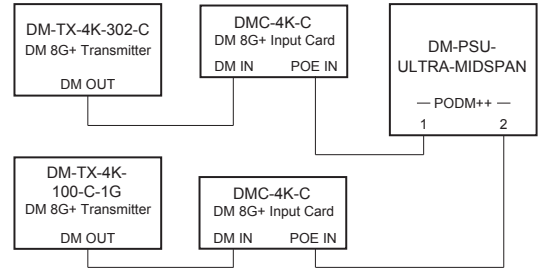
Midspan Power Injector for DM 8G+ Transmitter & Receiver



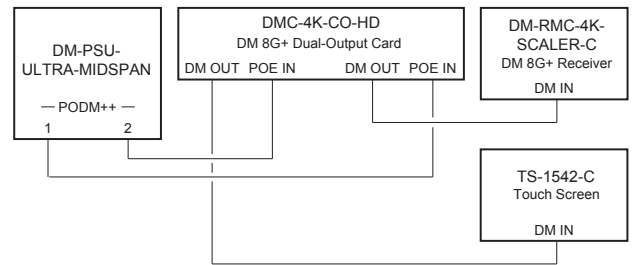
Midspan Power Injector for DM 8G+ Transmitter & Touch Screen



Inline Power Injector for Touch Screen Only



2-Port Power Supply for DM Switcher Input Cards



2-Port Power Supply for DM Switcher Output Card

DIMENSIONAL DIAGRAM

