

Crestron Flex Tabletop Conference Device for Zoom Rooms™ Systems

The Crestron® UC-2-Z(-I) is a tabletop conference device included in select Crestron Flex conference systems.

For instructions on system connection and configuration, refer to the system's Quick Start Guide listed below:

- [UC-MM30-Z\(-I\)](#)
- [UC-MMX30-Z\(-I\)](#)



In the Box

- 1 UC-2-Z(-I), Crestron Flex Tabletop Conference Device for Zoom Rooms™ Systems

Additional Items

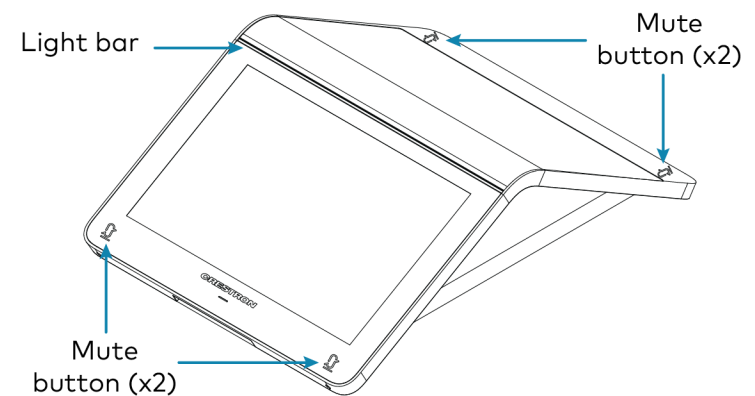
- 1 PoE+ Injector (2055605)
- 2 Cable, CAT5e, RJ-45 - RJ-45, 11.8 ft (3.6 m) (2056204)
- 1 Cable, USB 2.0, A - Micro B, 5.8 ft (1.8 m) (2055579)



Buttons and Indicators

Tap one of the four mute buttons located at each corner of the device to mute or unmute the integrated microphone.

A light bar is located above the screen. LEDs are located behind the mute buttons and light bar and will respond to muting or unmuting the microphone.



The four mute buttons and the light bar will display red or green to indicate the following states:

- Lighted green: The microphone is unmuted.
- Lighted red: The microphone is muted.
- Flashing green: The device is powering on.

Crestron Flex Tabletop Conference Device for Zoom Rooms™ Systems

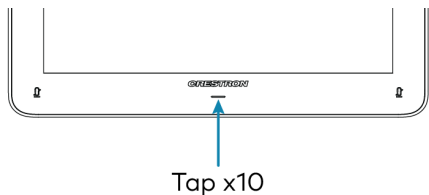


Factory Reset the Device

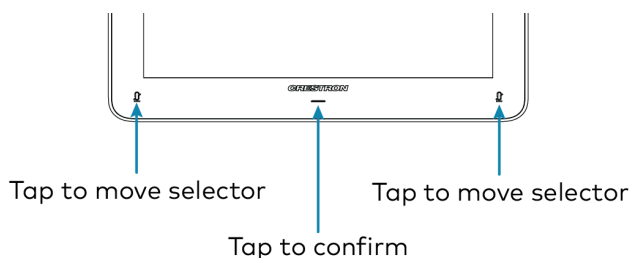
A factory reset may be performed when troubleshooting the conference device.

To perform a factory reset on the conference device:

1. Power cycle the device by disconnecting and reconnecting the CAT5e cable from the conference device.
2. When the device powers on and the LEDs flash green, tap the button below the Crestron® logo 10 times. A factory reset confirmation screen appears.



3. Tap one of the mute buttons to move the selector on the factory reset confirmation screen to **Yes**. Tap the button below the Crestron logo to confirm the factory reset.



4. The device will reboot. Configure the device according to the Crestron Flex system's Quick Start Guide.



Declaration

NCC警语

「取得審驗證明之低功率射頻器材，非經核准，公司、商號或使用者均不得擅自變更頻率、加大功率或變更原設計之特性及功能。低功率射頻器材之使用不得影響飛航安全及干擾合法通信；經發現有干擾現象時，應立即停用，並改善至無干擾時方得繼續使用。前述合法通信，指依電信管理法規定作業之無線電通信。低功率射頻器材須忍受合法通信或工業、科學及醫療用電波輻射性電機設備之干擾。」
應避免影響附近雷達系統之操作。
高增益指向性天線只得應於固定式點對點系統。

【使用過度恐傷害視力】

a、使用**30**分鐘請休息**10**分鐘。

b、未滿**2**歲幼兒不看螢幕，**2**歲以上每天看螢幕不要超過**1**小時。

NCC Regulatory Information

Support Frequency Bands and Power:

BT < 8 dBm;

WLAN 2412-2462 MHz < 25 dBm;

WLAN 5150-5825 MHz < 18 dBm;

Crestron Flex Tabletop Conference Device for Zoom Rooms™ Systems



Visit the Product Page

Scan the QR code to visit the Crestron Flex conference system's product page.

UC-MM30-Z



www.crestron.com/model/6511341

UC-MM30-Z-I



www.crestron.com/model/6511342

UC-MMX30-Z



www.crestron.com/model/6511631

UC-MMX30-Z-I



www.crestron.com/model/6511632

Additional Information

Original Instructions

The U.S. English version of this document is the original instructions. All other languages are a translation of the original instructions.

Regulatory Model: M201928001

Crestron product development software is licensed to Crestron dealers and Crestron Service Providers (CSPs) under a limited nonexclusive, nontransferable Software Development Tools License Agreement. Crestron product operating system software is licensed to Crestron dealers, CSPs, and end-users under a separate End-User License Agreement. Both of these Agreements can be found on the Crestron website at www.crestron.com/legal/software_license_agreement.

The product warranty can be found at www.crestron.com/warranty.

The specific patents that cover Crestron products are listed at www.crestron.com/legal/patents.

Certain Crestron products contain open source software. For specific information, visit www.crestron.com/opensource.

Crestron and the Crestron logo are either trademarks or registered trademarks of Crestron Electronics, Inc. in the United States and/or other countries. Zoom Rooms is either a trademark or registered trademark of Zoom Video Communications, Inc. in the United States and/or other countries. Other trademarks, registered trademarks, and trade names may be used in this document to refer to either the entities claiming the marks and names or their products. Crestron disclaims any proprietary interest in the marks and names of others. Crestron is not responsible for errors in typography or photography.

©2022 Crestron Electronics, Inc.

Doc. 8783B

01/24/22