

Multimedia Presentation System 300



- > System switcher, audio processor, and control system
- > Out-of-the-box switching and audio control
- > 2 video/HDTV and 3 RGB/computer inputs
- > 3 QuickMedia inputs with delay skew compensation
- > Built-in input signal sensing | auto-switching capable
- > Discrete composite, S-Video, component, and RGB outputs
- > NEW! RGB Pass-thru mode for easy integration with DigitalMedia
- > 3 QuickMedia and 1 Crestron Home CAT5 AV outputs
- > 5 balanced stereo audio inputs
- > 2 gated mic inputs with compressor & limiter
- > 8-channel mic mixing w/4-band EQ per channel
- > Separate program, speech, and record outputs
- > Graphic and parametric equalization | 40mS audio delay
- > Built-in 40 watt amplifier — stereo, 70V, or 100V models
- > 2-Series control engine | e-Control 2 Web server
- > 10/100 Ethernet | RoomView and SNMP support
- > 2 RS-232, 4 IR, 4 digital in, & 4 relay control ports
- > Front panel setup and control | Backlit LCD display
- > Keypad, touchpanel, and wireless control options
- > Internal power supply | 2-space rack-mountable

The MPS-300 is a complete presentation control and signal routing solution for boardrooms and classrooms. Integrating the control system, multimedia matrix switcher, mic mixer, audio processor, amplifier, and QuickMedia distribution center all into a single 2-space rackmount package, the MPS-300 affords considerable signal routing versatility and high-performance signal processing without the need for separate components.

System Switcher—Right out of the box, the MPS-300 provides high-performance switching of 2 video and 3 RGB computer sources to a single projector or flat-panel display. Composite, S-Video, component and RGBHV signals can be routed to the appropriate inputs on the display device, with control of the display provided via Ethernet, RS-232 or IR. Input signal sensing is provided on every video and RGB input to enable auto-switching functionality and provide device power status information to the control system. Selectable sync impedance on the RGB inputs helps accommodate cable runs of varying lengths.

Versatile matrix switching inside the MPS-300 actually affords some additional hidden signal routing flexibility, providing discrete switchable outputs for RGB, composite, S-Video, and component signals. For instance, Outputs 1 and 2 can function as separate composite and S-Video outputs, or as a single component output; Output 3 can be a single component, S-Video, or composite output; and Output 4 can be used for either RGB or component. Each output is fed by a separate matrix crosspoint, so they all can be active simultaneously and assigned any relevant input source.

NEW! RGB Pass-thru mode provides a quick path to integration with the groundbreaking Crestron DigitalMedia™ system. With just a single 15-pin VGA cable connected to a DM-MD6X1 DigitalMedia switcher, DMC-DVI input card, or any other DM product with an RGB input, the MPS-300 automatically routes whatever video signal is selected — whether RGB, component, S-Video, or composite — allowing seamless conversion to digital for distribution to HDTV displays and projectors throughout your facility.

QuickMedia® Matrix—In addition to its conventional type video inputs and outputs, the MPS-300 accommodates additional sources and display devices via the Crestron exclusive QuickMedia (QM) transport. Three QM inputs accept

connections from QM Wall Plates, FlipTop Boxes, and Distribution Centers, providing an abundance of additional inputs for AV, computer, and microphone sources. Three QM outputs are also provided, each independently controllable to feed multiple displays and other devices.

QuickMedia provides a very streamlined, low-cost, long-distance wiring solution. The QuickMedia transport transmits high-resolution RGB, HD video, stereo program and microphone audio signals up to 450 feet over a single inexpensive CAT5e type cable¹. Just one CresCAT-QM cable and a QM receiver are all that is required for complete signal routing and device control, eliminating all the bulky, expensive cabling that would otherwise be needed. A full range of QM transmitters, receivers, and other products is offered by Crestron to suit any application.

Touchpanel Output—Any of the QM outputs may be utilized to feed a preview signal to the system touchpanel. Additionally, one Crestron Home® (CH) CAT5 Balanced Video output is included, its signal corresponding with the first QM output, providing for simplified wiring to a complete range of Crestron touchpanels. Each QM output supports high-resolution RGB and HDTV plus audio, while the CH output is limited to standard video and HDTV only (dependent upon the capabilities of the touchpanel).

8-Channel Microphone Matrix Mixing—Two gated microphone/line inputs are included on the MPS-300 complete with software-switchable 48V phantom power and independently adjustable compression and limiting. Up to 6 additional microphone signals can be brought in through the 3 QM inputs, with 4-band speech-optimized equalization provided on all 8 mic channels. Sophisticated matrix mixing allows for six completely different mixes of all 8 microphones—three mixes feeding local Program, Speech, and Record outputs, and three additional mixes feeding the 3 QM outputs.


Professional Audio Features—Five stereo audio inputs on the rear panel accept balanced or unbalanced line-level signals from computers and other program audio sources. Additional audio sources can be brought in through the 3 QM inputs. To accommodate a wide range of signals, adjustable input compensation is employed to help maintain consistent volume levels when switching between sources. Versatile matrix mixing allows the selected program signal and the 8 microphone signals to be separated or mixed in any combination to feed 3 local audio outputs outputs, each with its own unique mix.

Three “local” balanced line level outputs are provided on the MPS-300, each with independent adjustments for volume, bass, treble, and mute. The stereo PROGRAM and mono SPEECH outputs are normally intended for driving external amplification, with relay muting on each output to prevent “thumping” on power up. The RECORD output allows for a separate stereo mix to feed a recording device or or assistive listening system. Ten-band graphic equalization plus 2-band parametric equalization on each output eliminates the need for expensive outboard audio processors, and up to 40mS delay adjustment is available on the SPEECH output for proper loudspeaker alignment.

The 3 QM outputs are controlled separately from the other audio outputs, allowing 3 different program sources and 3 different microphone mixes to be monitored on touchpanels and output to additional audio equipment by way of an appropriate QM receiver or other QuickMedia device(s).

Built-in Amplifier—A 40-watt amplifier is built into the MPS-300, with three models available offering the choice of 8-ohm stereo, 70V mono, or 100V mono outputs. For large rooms requiring more power, the MPS-300 supports plug-and-play compatibility with Crestron QM-Series 3-channel amplifiers, providing a complete solution for driving a professional loudspeaker system with separate program and speech channels.

Front Panel Control—Out of the box, the MPS-300 front panel supports easy pushbutton routing of input sources to each of the outputs, and audio volume adjustment using the volume control knob. Dedicated buttons and indicators are



also provided for separate control of system power and projector power. In addition, five preset buttons are included for custom functions such as lowering a projection screen, closing blinds, or selecting a lighting preset.

The front panel label strips are easily customized using Crestron Engraver software or standard 3/8" tape labels, allowing for the clear designation of each input, output, and preset button. When selected, these functions will also appear on the LCD display as generic names (Input 1, 2...), or as custom names (DVD, Podium PC, Screen Up, etc.).

Easy setup of the MPS-300 is facilitated through the LCD display without necessitating a computer. Together with 4 softkey buttons, 4 menu navigation buttons and the volume knob, the LCD enables configuration of IP network, audio, and other system settings. For security, the front panel controls can be password protected or locked out.

2-Series Control System—Integrated into the MPS-300 is a Crestron 2-Series Ethernet control system complete with e-Control² Web server and a host of RS-232, IR, digital input and relay control ports for integration with third-party equipment. Anything from a basic AV presentation room with a single projector, screen, and keypad controller, to a fully custom touchpanel based system with multiple controlled sources and display devices, can be programmed easily using Crestron SystemBuilder™ software. And, the MPS-300 works with Crestron RoomView[®] Help Desk software, the industry's most comprehensive facility-wide asset management solution.

Room Control Options—Without requiring any programming, the MPS-300 can be controlled simply using a Crestron APAD LCD Controller or a selection of keypads. With custom programming, our complete line of Isys™ touchpanels and MediaManager FlipTops is supported. Equipped with an optional CNXRMIIRD IR receiver, the MPS-300 allows any Crestron IR wireless touchpanel or handheld remote to be used for a low-cost wireless control solution. Or, adding an RF wireless gateway or Wi-Fi access point enables use of a wide range of 1-way and 2-way RF wireless handheld remotes and touchpanels.

AVAILABLE MODELS

- MPS-300**
Multimedia Presentation System w/Stereo Amplifier
- MPS-300-70V**
Multimedia Presentation System w/70 Volt Amplifier
- MPS-300-100V**
Multimedia Presentation System w/100 Volt Amplifier

SPECIFICATIONS

Processor

CPU: 32-bit Freescale ColdFire[®] Microprocessor

Memory

32 MB SDRAM, 256 KB NVRAM, 16 MB Flash

Operating System

Real-time, preemptive, multitasking kernel, multi-threaded; FAT32 file system with long names; supports SIMPL™ Windows[®] and SIMPL+[®]

Ethernet

10/100BaseT, static IP or DHCP/DNS, SSL, auto-negotiating, full duplex TCP/IP, UDP/IP, CIP, SMTP, SNMP, built-in Web server and e-mail client; supports Crestron e-Control² XPanel and RoomView[®] applications

Video

- Switcher:** 8x7 crosspoint matrix including 3x3 QM signal routing, local QM delay skew compensation, RGB pass-thru mode (multi-format via RGB output connection)
- Signal Types:** RGB and composite, S-Video, or component video (does not transcode)
- Video/HDTV Formats:** NTSC or PAL, HDTV up to 1080i/1080p
- RGB Formats:** RGBHV, RGsB, RGsB
- Maximum Resolution:** 2048 X 1536 @ 60Hz (1920 X 1200 @ 60Hz via QM)
- Blanking Time:** < 0.1 second
- Sync Rise/Fall Time:** 3.5 ns maximum
- Sync Latency:** < 30 ns
- Gain:** 0dB (75 ohms terminated)
- QM Cable Compensation:** 10-bit digitally controlled PEAK (bandwidth) and BOOST (frequency); 4-bit digitally controlled SKEW delay, 0 to 22 ns (independent for R, G, and B)

Audio

- Switcher/Preamp:** 8x4 stereo crosspoint matrix including 3x3 QM signal routing, 2-channel gated mic preamp with compressor & limiter, 8-channels mic EQ, 10X5 mic/program matrix mixer, 8x2 mic matrix mixer per each of 3 QM outputs, stereo volume/tone control and EQ per each of PROGRAM and RECORD outputs, mono volume/tone control and EQ/delay on SPEECH output, integrated power amplifier, QM auto-compensation with self-peaking
- A-D/D-A Conversion:** 24-bit, 48 kHz
- Volume Range:** -80 to +20 dB, 0.1dB steps (output); -80 to 0 dB, 0.1dB steps (mixer)
- Mute:** -100dB (electronic), -120dB (relay)
- Input Compensation:** ±10dB, 0.1dB steps
- Mic Input Gain:** 0 to 100 % (40dB range) plus mute
- Gate Level (Threshold):** 0 to 100 %
- Gate Attack:** 0 to 100 mS
- Gate Decay (Release):** 0 to 5000 mS
- Gate Depth:** -80dB (mute) to 0dB, 0.1dB steps
- Compression Threshold:** -80dB to +20dB, 0.1dB steps
- Limit Threshold:** 0dB to 20dB, 0.1dB steps
- Comp/Lim Attack:** Separately adjustable 0.1 to 300 mS
- Comp/Lim Release:** Separately adjustable 1 to 500 mS
- Compression Ratio:** 1.0:1 to 10.0:1
- Comp/Lim Curve:** Separately selectable hard or soft knee
- Mic EQ:** ±12dB, 0.1 dB steps at 160, 500, 1.2k, and 3k Hz
- Bass/Treble:** ±12dB, 0.5dB steps at 100Hz and 10kHz
- Output Equalization:** 10-band graphic (GEQ) + 2-band parametric (PEQ)
- GEQ:** ±12dB, 0.1dB steps at 31, 63, 125, 250, 500, 1k, 2k, 4k, 8k, and 16k Hz
- PEQ Filter Gain/Center Frequency:** ±12dB, 0.1dB steps at 25Hz to 20kHz, 0.5Hz steps
- PEQ Filter Bandwidth:** 0.1 to 3.0 octaves, 0.1 octave steps
- PEQ Filter Types:** Low Pass, High Pass, Peaking Eq, Notch, Treble Shelf, Bass Shelf
- Speech Output Delay:** 0 to 40 mS, 1mS steps
- Frequency Response:** 20Hz to 20kHz ±0.5dB (PROG/REC OUT), 50Hz to 20kHz ±0.5dB (SPEECH OUT), 20Hz to 20kHz ±0.5dB (SPEAKER @ 8 ohms), 100Hz to 20kHz ±1.5dB (SPEAKER @ 70V or 100V)
- S/N Ratio:** 95dB (PROG/REC OUT @ 10dBV, 20Hz to 20kHz A-weighted), 95dB (SPEECH OUT @ 10dBV, 50Hz to 20kHz A-weighted), 90dB (SPEAKER @ 8 ohms, full output, 20Hz to 20kHz A-weighted), 90dB (SPEAKER @ 70V or 100V, full output, 20Hz to 20kHz A-weighted)
- THD+N:** 0.02% (PROG/REC OUT @ 10dBV, 20Hz to 20kHz), 0.02% (SPEECH OUT @ 10dBV, 50Hz to 20kHz), 0.7% (SPEAKER @ 8 ohms, full output, 20Hz to 20kHz), 0.7% (SPEAKER @ 70V or 100V, full output, 100Hz to 20kHz A-weighted)
- Stereo Separation:** -80dB (PROG/REC OUT @ 10dBV, 20Hz to 20kHz), -60dB (SPEAKER @ 8 ohms, full output, 20Hz to 20kHz)
- Channel Crosstalk:** -80dB (AUD IN @ 10dBV, 20Hz to 20kHz)

Connectors – Audio

PROG OUT: (1) 5-pin 3.5mm detachable terminal block, stereo line-level output
Output Impedance: 200 ohms balanced, 100 ohms unbalanced
Maximum Output Level: 4 Vrms balanced, 2 Vrms unbalanced

REC OUT: (1) 5-pin 3.5mm detachable terminal block, stereo line-level output
Output Impedance: 200 ohms balanced, 100 ohms unbalanced
Maximum Output Level: 4 Vrms balanced, 2 Vrms unbalanced
Note: Does not include relay mute

SPEECH OUT: (1) 3-pin 3.5mm detachable terminal block, mono line-level output
Output Impedance: 200 ohms balanced, 100 ohms unbalanced
Maximum Output Level: 4 Vrms balanced, 2 Vrms unbalanced

SPEAKER: (1 or 2) 2-pin 5mm detachable terminal blocks, speaker-level audio outputs
Wire Size: Connector accepts 12 AWG maximum
Output Power (MPS-300): 20W RMS per channel stereo into 8 ohms, 4 ohms tolerant
Output Power (MPS-300-70V): 40W RMS mono at 70 Volts
Output Power (MPS-300-100V): 40W RMS mono at 100 Volts

AUD IN 1 - 5: (5) 5-pin 3.5mm detachable terminal blocks, stereo line-level inputs
Input Impedance: 24k ohms balanced/unbalanced
Balanced Input Level: -20 to +12 dBV; 4 Vrms maximum
Unbalanced Input Level: -20 to +6 dBV; 2 Vrms maximum

MC/LN 1 - 2: (2) 5-pin 3.5mm detachable terminal blocks, comprises (2) mic/line inputs
Balanced Mic Input Level: -52 to -12 dBV, 240 mVrms maximum
Balanced Line Input Level: -28 to +11 dBV, 3.7 Vrms maximum
Unbalanced Line Input Level: -34 to +5 dBV, 1.85 Vrms maximum
Mic Input Impedance: 3.9k ohms, accepts 60 to 600 ohm source
Line Input Impedance: 19k ohms balanced, 9.5k ohms unbalanced
Phantom Power: 10 mA (total) @ 48 Volts DC, software enabled to both mic inputs

Connectors – Video

COMP/Pb, Y/Y, C/Pr 1 - 2: (2) sets of (3) BNC female video inputs
Each set configurable as:
(1) Component/HDTV (YPbPr) video input, or
(1) S-Video (Y/C) input, or
(1) Composite input
Input Level/Impedance: 1 Vp-p, 75 ohms, nominal
DC Offset: Insensitive to DC offset (AC coupled)
Video signal sensing on COMP/Pb or Y/Y

RGBHV 3 - 5: (3) DB15HD female, RGBHV or Component/HDTV inputs
Formats: RGBHV, RGBS, RGSB, or YPbPr
RGB/Video Input Level/Impedance: 1 Vp-p, 75 ohms, nominal
H/V Sync Input Level: 2 to 5 Vp-p
H/V Sync Input Impedance: 75, 500, or 1k ohms individually selectable for H and V
Video signal sensing on H, Gs, and Y; defeatable DDC pull-up resistors

QM INPUTS 6 – 8: (3) 8-wire RJ45 female, QuickMedia input ports
Signal Types: Dynamically configurable for RGBHV, component (YPbPr), S-Video (Y/C), or composite video with stereo program and 2-channels microphone audio;
RGB Format: RGBHV, RGBS, RGSB
RGB Input Resolution, Non-interlaced: 1920 x 1200 maximum (60Hz limit at 1600 x 1200 or higher);
Video/HDTV Formats: NTSC or PAL, HDTV up to 1080i/1080p
Delay Skew Compensation: 0 to 22 nS
Connect to QM outputs of QuickMedia devices via CRES-CAT-QM or CRES-CAT-IM cable¹¹

COMP/Pb OUTPUT 1: (1) BNC female
Composite video output, or Pb of secondary component/HDTV video output
Output Level/Impedance: 1.0 to 1.1 V_{P-P} (terminated, with 1 Vp-p input), 75 ohms nominal

Y/Y, C/Pr OUTPUT 2: (2) BNC female
S-Video (Y/C) video output, or Y and Pr of secondary component/HDTV video output
Output Level/Impedance: 1.0 to 1.1 Vp-p (terminated, with 1 Vp-p in), 75 ohms nominal

COMP/Pb, Y/Y, C/Pr OUTPUT 3: (3) BNC female, configurable as:
(1) Component/HDTV (YPbPr) video output, or
(1) S-Video (Y/C) output, or
(1) Composite output
Output Level/Impedance: 1.0 to 1.1 Vp-p (terminated, with 1 Vp-p in), 75 ohms nominal

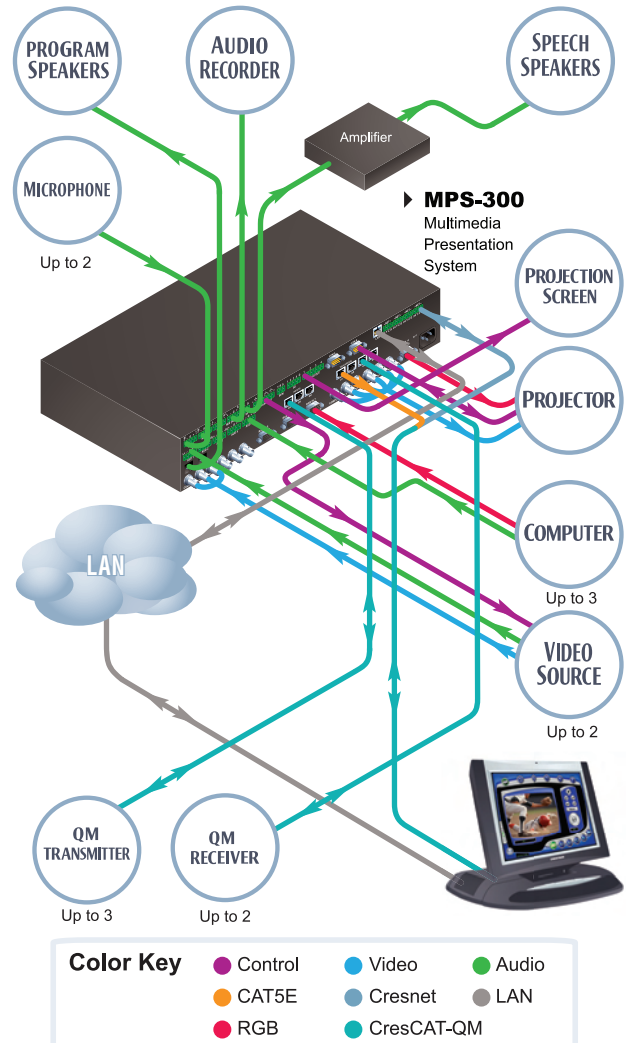
RGBHV OUTPUT 4: (1) DB15HD female
RGBHV, component, S-Video, and composite video output
Formats: RGBHV, RGBS, RGSB, YPbPr, Y/C, composite

RGB/Video Output Level: 0.7 to 0.75 Vp-p (terminated, with 0.7 Vp-p input, unity gain)
RGB/Video Output Impedance: 75 ohms nominal
H/V Sync Output Level/Impedance: 4 to 5 Vp-p, 55 ohms
H/V Sync Polarity: Follows input

TOUCHPANEL CH 5: (1) 8-wire RJ45 female, CAT5 balanced video output port
Dynamically configurable for component (YPbPr), S-Video (Y/C), or composite video
Video/HDTV Formats: NTSC or PAL, HDTV up to 1080i
Output Impedance: 100 ohms balanced
Connects to CH CAT5 balanced video input port of a compatible touchpanel or other device via CresCAT cable

TOUCHPANEL QM 5: (1) 8-wire RJ45 female, QuickMedia output port
Signal Types: Dynamically configurable for RGBHV, component (YPbPr), S-Video (Y/C), or composite video with stereo program and 2-channels microphone audio;
RGB Format: RGBHV, RGBS, RGSB
RGB Output Resolution, Non-interlaced: 1920 x 1200 maximum (60Hz limit at 1600 x 1200 or higher);
Video/HDTV Formats: NTSC or PAL, HDTV up to 1080i/1080p
Connects to QM input port of a compatible touchpanel or other QuickMedia device via CresCAT-QM or CresCAT-IM cable¹¹

QM OUTPUTS 6 - 7: (2) 8-wire RJ45 female, QuickMedia output ports
Signal Types: Dynamically configurable for RGBHV, component (YPbPr), S-Video (Y/C), or composite video with stereo program and 2-channels microphone audio;
RGB Format: RGBHV, RGBS, RGSB
RGB Output Resolution, Non-interlaced: 1920 x 1200 maximum (60Hz limit at 1600 x 1200 or higher);
Video/HDTV Formats: NTSC or PAL, HDTV up to 1080i/1080p
Connect to QM input ports of QuickMedia devices via CresCAT-QM or CresCAT-IM cable¹¹



Connectors – Control & Power

IR/SERIAL OUT A - D: (4) 2-pin 3.5mm detachable terminal blocks, IR/Serial output ports
IR output up to 1.2 MHz, 1-way serial TTL/RS-232 (0-5 Volts) up to 9600 baud

IR IN: (1) 3-pin 3.5mm detachable terminal block, for CNXRMRD IR Receiver (sold separately), allows control from IR wireless remotes using RC-5 command set

INPUT 1 - 4: (1) 5-pin 3.5mm detachable terminal block
Comprises (4) digital/contact closure inputs, rated for 0-24 Volts DC, referenced to GND
Input Impedance: 2.2k ohms pulled up to 5 Volts DC
Logic Threshold: 2.5 Volts DC nominal with 1 Volt hysteresis band

RELAY 1 - 4: (1) 8-pin 3.5mm detachable terminal block
Comprises (4) normally open, isolated relays
Rated 1 Amp, 30 Volts AC/DC; MOV arc suppression across contacts

COM A - B: (2) DB9 male, bidirectional RS-232 ports
Up to 115.2k baud, hardware and software handshaking support

LAN: (1) 8-wire RJ45 with 2 LED indicators, 10/100BaseT Ethernet port
Green LED indicates link status, yellow LED indicates Ethernet activity

NET: (4) 4-pin 3.5mm detachable terminal blocks, Cresnet Master ports, paralleled
Available Cresnet Power: 30 Watts

G: (1) 6-32 screw, chassis ground lug

100-240V-2.5A: (1) IEC Socket, main power input, removable power cord included

COMPUTER (front): (1) USB Type B female, computer console port, cable included

LCD Display

Green LCD alphanumeric, adjustable backlight, 2 lines x 20 characters per line, displays input/output names, volume level, setup menus, time/date, and other system information

Controls and Indicators

NET: (1) yellow LED, indicates Cresnet bus activity

MSG: (1) yellow LED, indicates control system has generated an error message

HW-R: (1) recessed miniature pushbutton for hardware reset, reboots the control system

SW-R: (1) recessed miniature pushbutton for software reset, restarts the SIMPL program

SYS PWR: (1) pushbutton and green LED, controls system power

PROJ PWR: (1) pushbutton and green LED, controls display device power

SOFTKEYS: (4) pushbuttons for activation of LCD driven functions and passcode entry

MENU: (1) pushbutton, steps menu back one level

▲,▼: (2) pushbuttons, scroll up or down through menu and adjust menu parameters

ENTER: (1) pushbutton, executes highlighted menu or value

VOLUME: (1) continuous turn rotary encoder, adjusts menu parameters, defaults to program audio volume

FUNCTION 1 – 5: (5) pushbuttons and red LEDs, programmable

IN 1 – 8: (8) pushbuttons and red LEDs, select input to be routed

OUT 1 – 7: (7) pushbuttons and red LEDs, select output destination

Power Requirements

Main Power: 2.5 Amps @ 100-240 Volts AC, 50/60 Hz

Available Cresnet Power: 30 Watts

Environmental

Temperature: 41° to 104°F (5° to 40°C)

Humidity: 10% to 90% RH (non-condensing)

Enclosure

Chassis: Steel, black matte powder coat finish, convection-cooled, vented top and sides

Faceplate: Extruded aluminum, black matte powder coat finish with polycarbonate label overlay

AVAILABLE ACCESSORIES

APAD
Wall Mount LCD Controller

C2N-DB12
12-Button Decorator Keypad

CNX-B12
12-Button Designer Keypad

C2N-FTB
FlipTop Control Center

CNXRMRD
IR Receiver

QM-AMP3X80MM
3-Channel Multimedia Amplifier

QM-AMP3X80SR
3-Channel Sound Reinforcement Amplifier

CNSP-XX
Custom Serial Interface Cable

IRP2
IR Probe

C2N-MNETGW
infINET Gateway

CLW-DIM1RF and CLW-SW1RF
infINET Dimmer and Switch

CLS-C6
iLux Integrated Lighting System

RoomView® Express
Remote Help Desk and Resource Management Software

RoomView® Server Edition
Enterprise Management and Scheduling Software

Mounting: Freestanding or 2U 19" rack-mountable (adhesive feet and rack ears included)

Dimensions

Height: 3.56 in (90 mm), 3.47 in (88 mm) without feet

Width: 17.03 in (433 mm), 19.0 in (483 mm) with ears

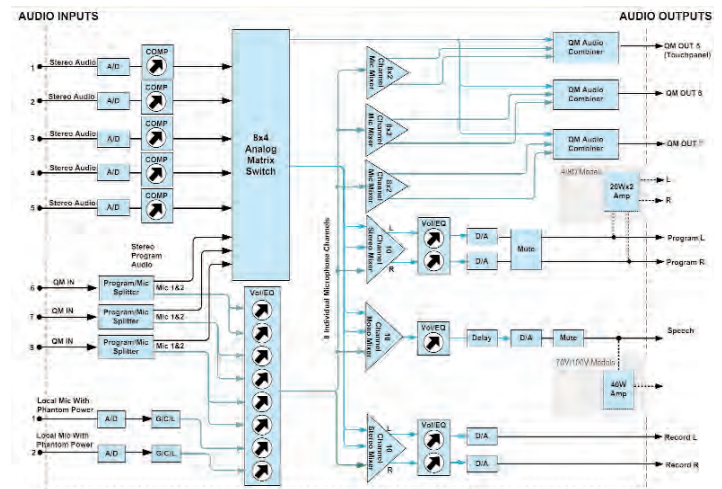
Depth: 12.58 in (320 mm)

Weight

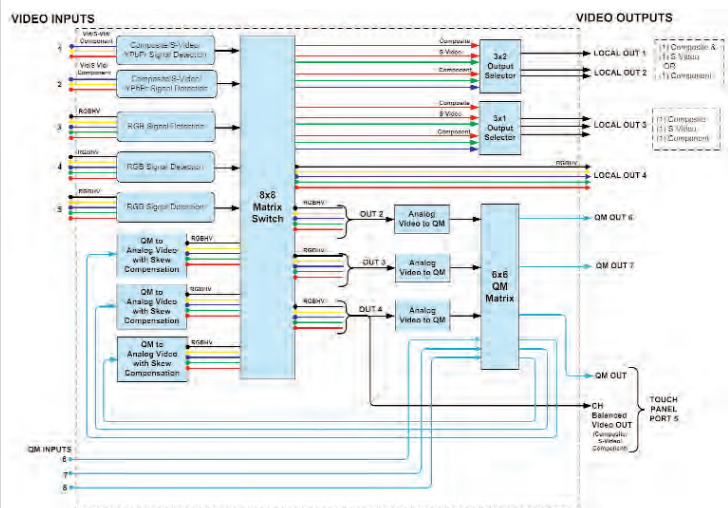
MPS-300: 10.1 lb (4.6 kg)

MPS-300-70V/100V: 11.9 lb (5.4 kg)

1. For QuickMedia wiring use CresCAT-QM, CresCAT-IM, or quality CAT5e/CAT6 cable with a delay skew of $\leq 15\text{nS}$ per 100m; the maximum aggregate cable length and delay skew between any QM transmitter (origination point) and QM receiver (endpoint) is 450 ft (137 m) and 22 nS; a maximum of two QM midpoint devices may be inserted in a given QM signal path; exceptions apply, refer to each respective product manual for full detail.



Internal Block Diagram – Audio



Internal Block Diagram – Video