

HBS 200 (347-480V)

High Bay Occupancy Sensor



Project Name:
Location:



HBS 200 (347-480V) Specifications

Item No.	64123 64122 (bulk)
Voltage	347/480 VAC, 60 Hz
Load Rating	120 VAC: 0-800 watt ballast, tungsten, 1/4 hp 230/277 VAC: 0-1200 watt ballast 5A electronic ballast load
Time Delay Setting	15 seconds to 30 minutes
Light Level Setting	.2-200 footcandles 2-2000 lux
Environment	IP20 rated, -4°F to +122°F, -20°C to +50°C
Coverage	100 x 13 ft (30.48 x 3.96 m) linear detection
Sensors	2 dual element infrared pyroelectric detectors
Lens Design	104 switching zones
Dimensions (LxWxD)	3.9 x 3.9 x 2.72 in, 99 x 99 x 69.1 mm, nipple length .62 in (15.75 mm)
Warranty	5 years
Certifications	C-UL-US Listed, RoHS Compliant

The HBS 200 (347-480V) High Bay Occupancy Sensor provides occupancy based lighting control in high bay aisleway applications.

The sensor performs at a wide range of mounting heights, up to 45 ft. It mounts directly to a high bay lighting fixture or junction box. The EM1 Extender Module is recommended if the knockout at the end of the fixture is located greater than 1/2" from the bottom edge of the fixture.

Applications

High bay aisleway areas such as in warehouses, distribution and centers.

Key Features:

- Aisleway coverage with up to 100 ft linear detection
- Coverage area may be adjusted with LC1 aisle starter lens cover that snaps to the front of the sensor
- 2 pyroelectric detectors with 104 switching zones provides superior aisleway detection over other single pyroelectric highbay sensors
- Precision molded lens
- Automatically adjusts to temperature changes keeping sensitivity and coverage consistent
- Light level feature allows lighting to remain off during daylight regardless of occupancy
- Built-in surge protection with auto-reset



Voltage



Passive Infrared Technology



Aisleway Coverage

Fixture
or J Box
Mount

Fixture or Junction Box
Mounting



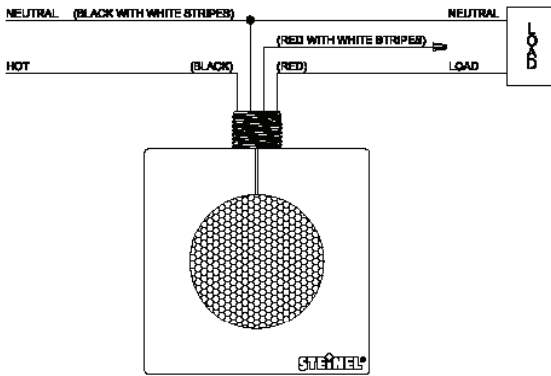
www.steinell.net

HBS 200 (347-480V)

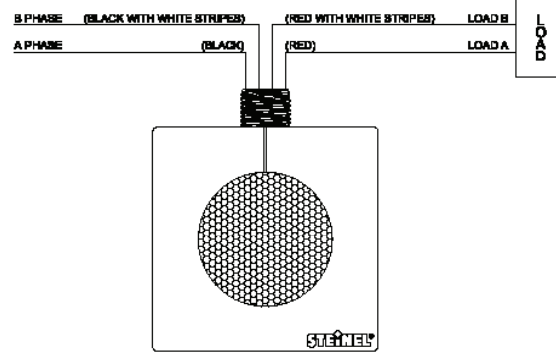
High Bay Occupancy Sensor

Wiring

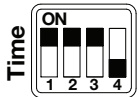
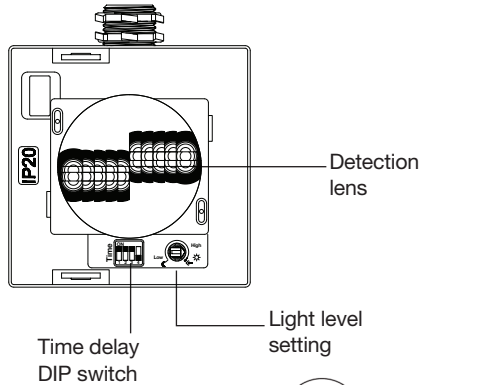
347 VAC, 60 Hz Wiring



480 VAC, 60 Hz Wiring

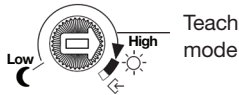


Setting



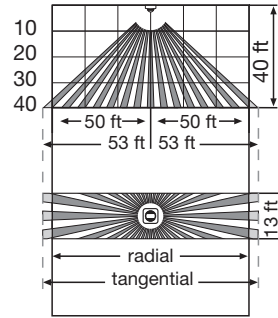
Time Delay DIP Switch

1	2	3	4	Time
ON	ON	ON	OFF	15 sec
ON	OFF	OFF	OFF	1 min
OFF	ON	ON	OFF	5 min
ON	OFF	ON	OFF	10 min
ON	ON	OFF	OFF	15 min
OFF	ON	OFF	OFF	20 min
OFF	OFF	ON	OFF	25 min
OFF	OFF	OFF	OFF	30 min
N/A	N/A	N/A	ON	override



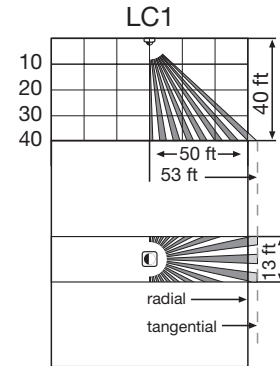
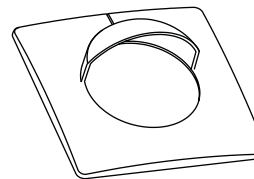
Teach mode

Coverage



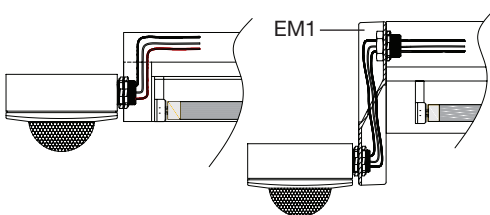
Typical mounting height is 8 to 45 feet. Maximum reach is 22 feet radial and 60 feet tangential. Coverage may vary depending on mounting height and environmental conditions.

Coverage Adjustment



LC1 aisle starter cover for HBS 200 (347-480V)

Mounting



The HBS 200 (347-480V) is mounted directly to a lighting fixture. The EM1 Extender Module is recommended if the knockout at the end of the fixture is located greater than 1/2" from the bottom edge of the fixture.