

iMedia Wall Plate Computer & Video Center

- > A simple, affordable wall plate multimedia interface
- > Streamlined user controls for foolproof operation
- > iMedia Transport for fast and easy single-cable installation
- > Supports XGA resolution up to 84 feet, UXGA maximum up to 34 feet
- > Supports composite video signals
- > Complete system setup in minutes using iMedia Wizard Software

Crestron's iMedia provides an extremely simple and affordable multimedia presentation solution for small conference rooms and training rooms. No comparable solution comes close to matching iMedia's speed and ease of installation, intuitive operation, and incredibly low cost.

The iMedia Transport—The iMedia transport utilizes a single CAT5e* type cable to transmit computer RGB, video, and stereo audio signals to a single projector or plasma display. A typical XGA signal (1024 X 768 pixels at 60Hz) can be transmitted up to 84 feet using iMedia, while higher resolutions up to 1600 x 1200 can be handled over shorter distances. Audio is transmitted digitally at 20-bit, 48 kHz resolution. Control and power signals are also contained on the same wire, eliminating the need for separate control or power cables.

Wall Plate Multimedia Interface—The IM-WCCV is an iMedia (IM) transmitter designed to install in a standard 3-gang electrical box, providing composite video, RGB, and stereo audio inputs for connection to the output of a computer or AV source. Installing wiring for the IM-WCCV is extremely simple requiring just a single CresCAT-IM cable. Up to three IM-WCCV's, or other IM transmitters, may be installed as part of a complete system to provide multiple input locations within the room.

Foolproof Operation—Every iMedia system is easy and intuitive to use. A simple press of the VIDEO or PC buttons on the face of the IM-WCCV selects the appropriate input, turns on the projector (or plasma, etc.), lowers the screen or lift, and routes all the signals where they need to go. The volume control affords easy adjustment of the audio level, and the entire system can be turned off at any time by simply holding down either button for 5 seconds.

For systems having more than one IM transmitter, selecting an input at a given input location overrides the previously selected input at any other location. The audio level for each input location is controlled individually by its respective volume control.

SPECIFICATIONS

RGB

Gain: 0dB (75 ohm termination)
Formats: RGBHV, RGBS, or RG_SB
Resolution: 1024 x 768 @ 60Hz with maximum cable length of 84 feet, 1600 x 1200 @ 60Hz with maximum cable length of 34 feet; see manual for other resolutions

Video

Gain: 0dB (75 ohm termination)
Formats: 480i (NTSC), 576i (PAL)



Audio

D-A Conversion: 20-bit, 48 kHz
Frequency Response: 20Hz to 20kHz ±1dB

Connectors - Front Panel

VIDEO: (1) RCA female, composite video input
 Input Impedance: 75 ohms
 Maximum Input: 1 V_{P-P}

AUDIO: (2) RCA female, unbalanced stereo line-level audio input (linked with VIDEO)
 Maximum Input Level: 2 V_{RMS}
 Input Impedance: 10k ohms

PC: (1) DB15HD female, RGB(VGA) input
 Formats: RGBHV, RGBS, RG_SB
 Input Impedance: 75 ohms
 Sync Impedance: 1k ohms
 Maximum Input Level: 1 V_{P-P}
 Maximum Sync Level 5 V_{P-P}

AUDIO: (1) 3.5mm TRS mini phone jack
 Unbalanced stereo line-level audio input (linked with PC)
 Maximum Input Level: 2 V_{RMS}
 Input Impedance: 10k ohms

Connectors - Rear Panel

TO IM-RXV: (1) 8-wire RJ45 female, iMedia output port
 Connects to IM input port of an iMedia receiver via CresCAT-IM cable*

Ground: (1) flying lead, green, chassis ground wire

Controls & LED Indicators

PC: (1) Momentary pushbutton with green LED
 Momentary press initiates "system power on" command and selects local PC input; press and hold for 5 seconds or more initiates "system power off"

VIDEO: (1) Momentary pushbutton with green LED
 Momentary press initiates "system power on" command and selects local VIDEO input; press and hold for 5 seconds or more initiates "system power off"

VOLUME: (1) Rotary knob, adjusts audio level for active local input

Power Requirements

Power is provided by the IM receiver via the IM transport

Environmental

Temperature: 41° to 104° F (5° to 40° C)
Humidity: 10% to 90% RH (non-condensing)

Enclosure

3-gang wall plate, mountable in a 2.5 in (6.35 cm) deep electrical box
 Note: Conduit must enter box via top or bottom knockouts only

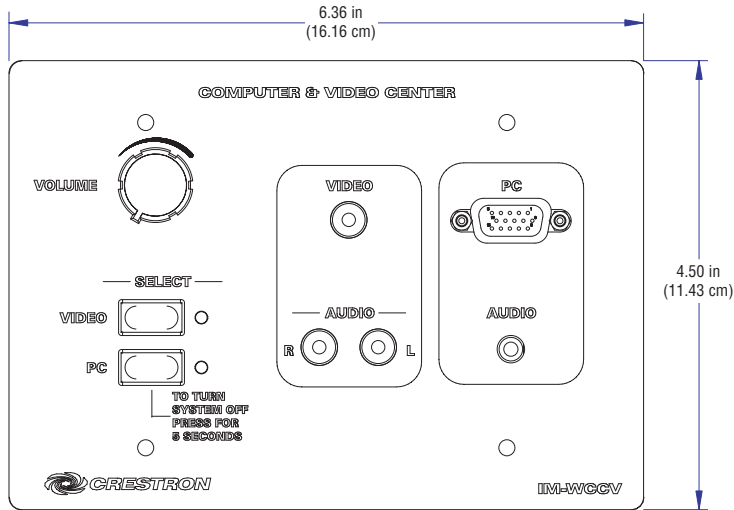
Dimensions

Height: 4.50 in (11.43 cm)
Width: 6.36 in (16.16 cm)
Depth: 2.95 in (7.48 cm)

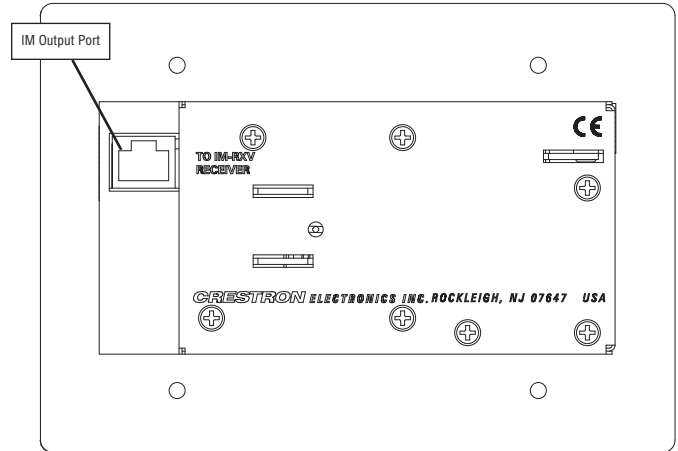
Weight

1.29 lb (0.58 kg)

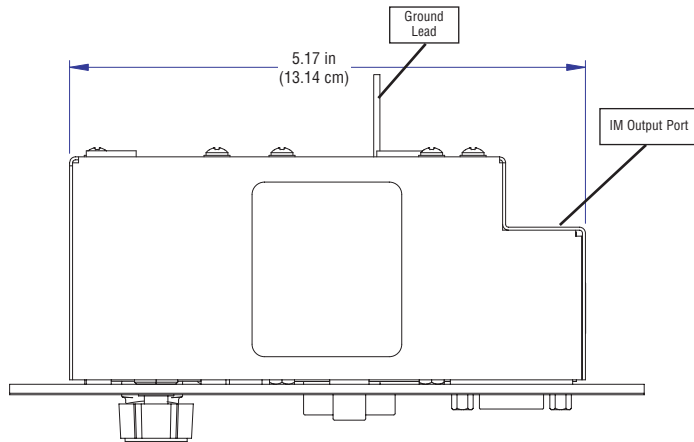
* For iMedia use CresCAT-IM cable, or quality CAT5e/CAT6 cable having a maximum delay skew of 15nS per 100m.



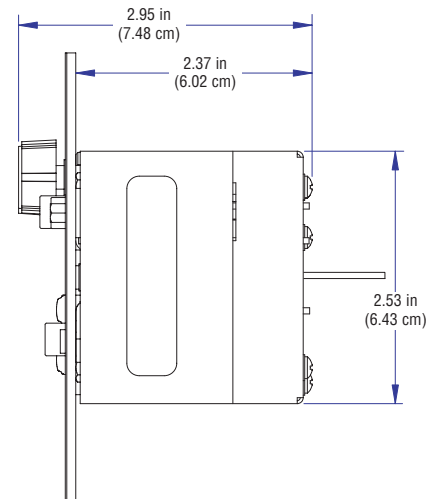
Front View



Rear View



Top View



Right Side View