

# PW-0510WU

## Wall Mount Power Pack

### Installation Guide



### Description

The PW-0510WU is a universal regulated power pack that is included with certain Crestron® products. It is designed to plug directly into an electrical outlet, and includes a universal blade kit to accommodate most outlet types.

### Additional Resources

Visit the product page on the Crestron website ([www.crestron.com](http://www.crestron.com)) for additional information and the latest firmware updates.

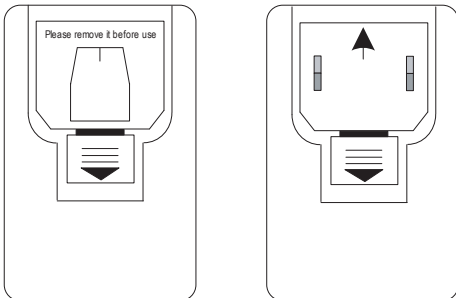


### Installation

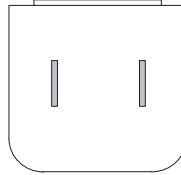
To install the power pack, complete the following procedure:

1. Slide the thumb switch on the PW-0510WU downward and remove the protective insert from the unit. To remove the protective insert, pull the bottom part away from the power pack, and then slide the insert downward to release the tab.
2. Select the proper adapter insert from the included set of four.
3. Slide the thumb switch on the PW-0510WU downward and install the adapter insert into the power pack. The top part of the adapter should be inserted first to engage the tab. Then, press the bottom part into place.
4. Attach the barrel connector to the device to be powered.
5. Insert the power pack into an active electrical outlet.

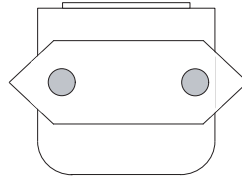
*PW-0510WU (Shown With and Without Protective Insert)*




### PW-0510WU Adapter Insert Set



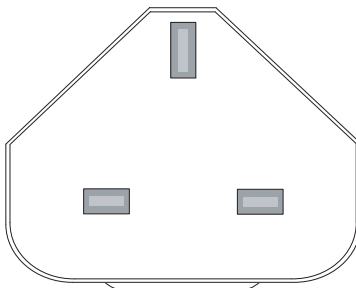
North America  
Japan



Europe  
South America




Australia  
China



United Kingdom  
Hong Kong  
Singapore

As of the date of manufacture, the PW-0510WU has been tested and found to comply with specifications for CE marking and Japan electrical appliance and material safety law.



This product is Listed to applicable UL Standards and requirements by Underwriters Laboratories Inc.



The PW-0510WU complies with section 301 of the Energy Independence Securities Act (EISA).

Energy Efficiency Level



The product warranty can be found at [www.crestron.com/warranty](http://www.crestron.com/warranty).

The specific patents that cover Crestron products are listed at [patents.crestron.com](http://patents.crestron.com).

Crestron and the Crestron logo are either trademarks or registered trademarks of Crestron Electronics, Inc. in the United States and/or other countries. UL and the UL logo are either trademarks or registered trademarks of Underwriters Laboratories, Inc. in the United States and/or other countries. Other trademarks, registered trademarks, and trade names may be used in this document to refer to either the entities claiming the marks and names or their products. Crestron disclaims any proprietary interest in the marks and names of others. Crestron is not responsible for errors in typography or photography.

This document was written by the Technical Publications department at Crestron.

©2015 Crestron Electronics, Inc.

**Crestron Electronics, Inc.**

15 Volvo Drive  
Rockleigh, NJ 07647  
Tel: 888.CRESTRON  
Fax: 201.767.7576  
[www.crestron.com](http://www.crestron.com)

**Installation Guide**

**DOC. 6970B**

**(2027248)**

**05.15**

Specifications subject to  
change without notice.