

infiNET™ Wall Box Dimmer and Keypad

The CLW-DIM4RF is a 1000 Watt wall mount dimmer and programmable keypad designed to operate as part of a complete Crestron automation system communicating via the infiNET wireless control network. Without the need for additional control wiring, the CLW-DIM4RF easily replaces any standard in-wall dimmer or light switch*. Although functional as a standalone dimmer, the CLW-DIM4RF delivers greatly enhanced automation and control capability when connected to Crestron's PAC2 or PAC2M automation control system (or other 2-Series control system) via the infiNET network.

infiNET™—Crestron's groundbreaking infiNET wireless technology affords reliable 2-way communications throughout a home or office structure without the need for physical control wiring. Numerous infiNET dimmers, switches, and other devices can be linked to the control system via a single RF gateway. Employing a 2.4 GHz mesh network topology, every infiNET device functions as an RF repeater, increasing effective range and reinforcing the complete network by providing multiple redundant signal paths within the mesh network.

Lighting and Keypad Control—By default, the CLW-DIM4RF's top left pushbutton provides easy dimming control with access to 3 user presets. Tapping this button toggles the dimmer between preset 1 and full off. Presets 2 and 3 are selected by double-tapping the same button. With each selection, the lighting levels fade naturally between each preset level. Pressing and holding the button allows for manual adjustment of the lighting level.

All four pushbuttons are software programmable for any Crestron system function, enabling control over additional lighting circuits, fans, drapes, audio levels, etc. right from a single CLW-DIM4RF.

A slide switch is also provided to select between RUN, SET, and OFF modes. RUN is the normal operating mode as described above. SET mode is used for storing presets, while switching to the OFF mode completely disables the dimmer and disconnects all power to the load to facilitate changing bulbs.

The status LED serves a dual purpose, providing helpful status confirmation during operation and setup, and glowing dimly when idle to make the dimmer easy to locate in the dark.

Multipoint Dimming—The CLW-DIM4RF is also available in a version designed to support multipoint dimming control. Multipoint dimming is enabled using one CLW-DIMS4RF master dimmer along with one or more CLW-SLVD1RF slave dimmers. Multipoint dimming is similar to conventional 3-way or 4-way switching, allowing dimming control of a single load from multiple locations in the room.

Automation System Integration—Connecting the CLW-DIM4RF to a control system enables its keypad functionality as described above, and also allows its local dimming functions to be controlled from other keypads, touchpanels, wireless remotes, and computers to support unlimited flexibility for remote control and integration with other devices and systems. In the event that communication with the control system is disrupted for any reason, the CLW-DIM4RF will remain operable to control the local lighting circuit.

Easy Installation—System design, installation, and upgrade using infiNET dimmers could not be easier. Since there's no control wire required, the CLW-DIM4RF can be installed just like any conventional dimmer*. Multiple units may be ganged side-by-side along with other dimmers, switches and non-Crestron devices. (Note: Ganging the CLW-DIM4RF typically requires the removal of the side heat sink fin on one or both sides of the unit resulting in a derating of its load capacity; see specifications below.)



Setting up a complete network of infiNET devices is simple, utilizing dynamic discovery (self-install) to locate and acquire each RF device automatically. Setting the RF ID of each device employs the same convention as Crestron's familiar TSID method, and each device is programmable using SIMPL™Windows®, SystemBuilder™ or D3Pro™ software just like any wired Cresnet device. Even firmware updates are performed over the wireless network.

No further action is required to configure the infiNET network. Each device assigned to a common gateway automatically behaves as a repeater for any other devices within range (approximately 150 feet indoors), and additional repeaters may be added if necessary. At all times, the infiNET gateway monitors each device on the network, ignoring any other 2.4 GHz signals, and reconfiguring the entire network automatically in response to new sources of interference and other changes in RF conditions.

Color Options—infiNET Dimmers and Switches are available in white, black, or almond, with or without custom button engraving†. Complete installation requires a Decora® style faceplate (not included).

- > [Decorative wall mount dimmer and keypad](#)
- > [Crestron system integration via infiNET wireless network](#)
- > [1000W incandescent or 1000VA/750W magnetic low-voltage](#)
- > [3 user-presets and manual dimming control](#)
- > [Programmable keypad functions for controlling other devices](#)
- > [Single or multipoint dimming options](#)
- > [Switch version also available](#)

AVAILABLE MODELS

CLW-DIM4RF[A,B,W]-S infiNET™ Wall Box Dimmer, 4-Button†

CLW-DIMS4RF[A,B,W]-S infiNET™ Wall Box Master Dimmer, 4-Button†

SPECIFICATIONS

Load Ratings

Incandescent / Tungsten Halogen:

- 1000 Watts
- 700 Watts, one side fin removed
- 550 Watts, both side fins removed

Magnetic Low Voltage:

- 1000VA / 750 Watts
- 700VA / 500 Watts, one side fin removed
- 550VA / 400 Watts, both side fins removed

Crestron CLW-DIM4RF infiNET™ Wall Box Dimmer and Keypad

Power Requirements

120 Volts AC, 60Hz, Line power

Connections

Hot: (1) 14 AWG Class 1 flying lead, black, line power input

Slave: (1) 18 AWG Class 1 flying lead, blue (CLW-DIMS4RF Only)
Connects between Master and CLW-SLVD1RF Slave(s)

Load: (1) 14 AWG Class 1 flying lead, red

Neutral: (1) 18 AWG Class 1 flying lead, white*

Ground: (1) 16 AWG Class 1 flying lead, green

Controls

Button 1 (Top Left): (1) pushbutton†, normally for dimming control and preset store/recall, programmable via control system

Buttons 2 – 4: (3) pushbuttons; programmable via control system

Mode Switch: 3-position slide switch; selects RUN, SET, or OFF mode

Dimming Ramp Rate: 5 seconds (default), software adjustable 0.01 to 10 seconds

Preset Fade Time: 2 seconds (default), software adjustable 0.01 to 120 seconds

LED Indicator

(1) Amber LED, flashes in various patterns to warn when in SET mode, to indicate that a given preset has been stored, and to indicate setup and communication status; normally glows dim in RUN mode to provide a locating beacon in the dark

Wireless

RF Transceiver: 2-way RF, 2.4 GHz ISM Channels 11-26 (2400 to 2483.6 MHz), IEEE 802.15.4 compliant

RF Output Power: 10 mW

Range: 150 feet indoor, 250 feet outdoor, subject to site-specific conditions
Range is increased by adding additional devices or C2N-MNETRPT repeater
C2N-MNETGW gateway/transceiver required

Environmental

Temperature: 32° to 104°F (0° to 40°C)

Humidity: 10% to 90% RH (non-condensing)

Enclosure

1-gang mountable in a 3-1/2 inch deep electrical box
Requires Decora® faceplate (not included)

Dimensions

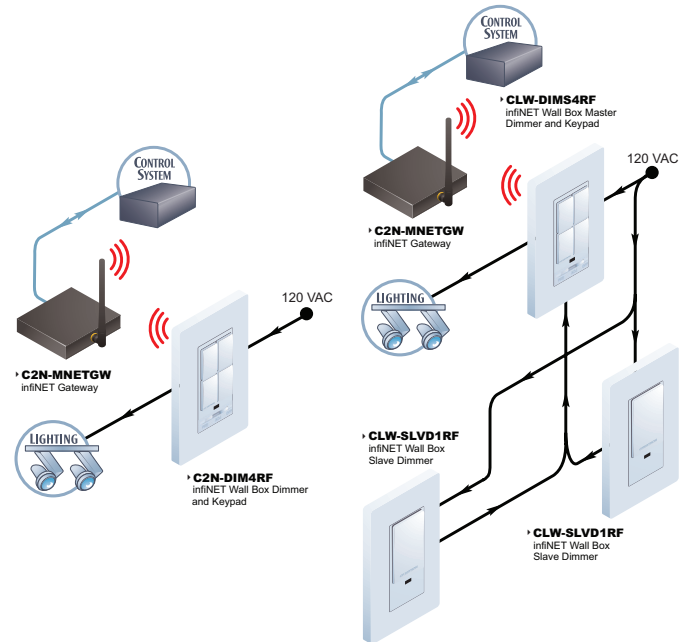
Height: 4.13 in (10.48 cm)

Width: 2.38 in (6.03 cm)

Depth: 1.88 in (4.77 cm)

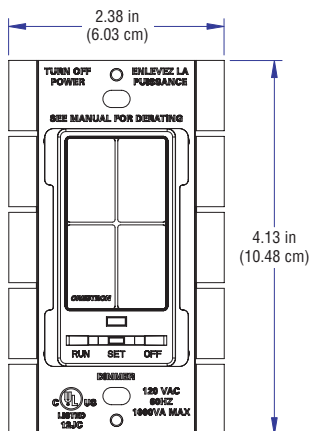
Weight

4.9 oz (0.67 kg)

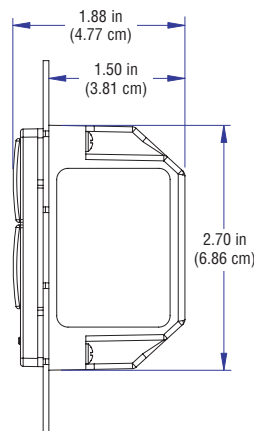


Typical Connections – Single Point

Typical Connections – Multipoint



CLW-DIM4RF and CLW-DIMS4RF
Front View



CLW-DIM4RF and CLW-DIMS4RF
Side View

*A neutral wire is required for normal operation. Refer to the manual for alternate wiring configurations.

† Custom engraving MUST be specified at time of order. Buttons are not field-replaceable, thus engraving is NOT available for previously-shipped product.

AVAILABLE ACCESSORIES

C2N-MNETGW
infiNET Gateway

C2N-MNETRPT
infiNET Repeater

CLW-SLVD1RF
infiNET Slave Dimmer

CLS-EXP Series
Lighting Expansion Modules